

Buffer Tube Fan-Out Kits

An Evolant®
Solutions Product

features and benefits |

Bend radius design consideration	Fiber protection
Snap-together furcation	Eliminates epoxy for indoor kits
Fiber routing capabilities	Better fiber management
Compensation for wide temperature fluctuation	Outdoor use

Corning Cable Systems Indoor and Outdoor Buffer Tube Fan-Out Kits provide the ultimate solution for the field installation of connectors for the termination of 6- and 12-fiber buffer tubes. Ideal for indoor or outdoor cross-connects, these kits provide the most compact, easy-to-install fan-out solution. The compact design requires no additional hardware or space than that required for terminating tight-buffered cables. The 900 µm fan-out assembly is color coded to match the fiber color scheme and is available in 6- or 12-fiber units in lengths of 25 or 47 in. These different lengths provide the installer the flexibility needed for a variety of hardware options.


Indoor Version

Indoor buffer tube fan-out kits are available in 6- and 12-fiber counts and in furcation tubing lengths of 25 and 47 in. Indoor kits are recommended in environments within a temperature range of 0° to +70°C (+32° to +158°F). In situations where colder temperatures are possible, the outdoor kit should be used.

Outdoor Version

Outdoor kits include additional elements that compensate for wider temperature fluctuations. Different materials and the use of epoxy in the assembly allow this kit to be used over a wider temperature range. The outdoor version is recommended for use in environments within a temperature range of -40° to +70°C (-40° to +158°F).

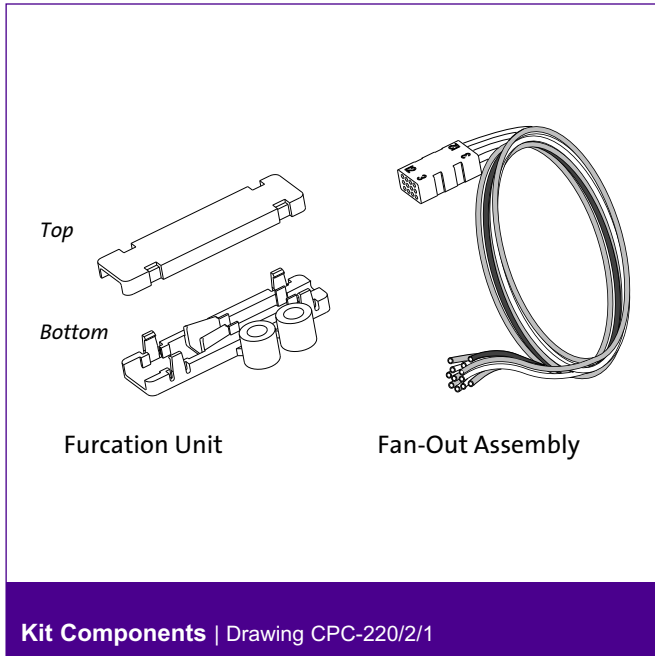
Corning Cable Systems Standard Recommended Procedures should be followed when installing each kit.



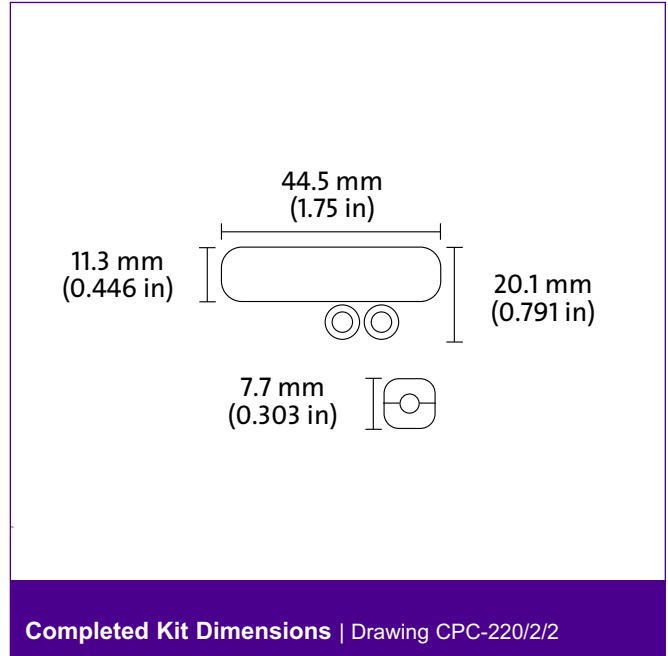
Buffer Tube Fan-Out Kit | Photo LAN820

Buffer Tube Fan-Out Kits

An Evolant®
Solutions Product



Kit Components | Drawing CPC-220/2/1



Completed Kit Dimensions | Drawing CPC-220/2/2

Note: To use fan-out kits with UniCam® Connectors, the installer must leave 4 mm of 250 μm coating.

specifications |

	Indoor Kit	Outdoor Kit
Operating Temperatures	0° to +70°C (+32° to +158°F)	-40° to +70°C (-40° to +158°F)

Buffer Tube Fan-Out Kits

An Evolant®
Solutions Product

ordering information |

To order a buffer tube fan-out kit, first determine the length of tubing required for connector termination, either 25, 36 or 47 in. Next, determine the number of fibers to furcate.

Part Number	Length of Tubing	Number of Fibers per Buffer Tube*
Indoor Buffer Tube Fan-Out Kits (in)		
FAN-BT25-06	25	6
FAN-BT36-06	36	6
FAN-BT47-06	47	6
FAN-BT25-12	25	12
FAN-BT36-12	36	12
FAN-BT47-12	47	12
Outdoor Buffer Tube Fan-Out Kits (in)		
FAN-OD25-06	25	6
FAN-OD47-06	47	6
FAN-OD25-12	25	12
FAN-OD47-12	47	12

* Refer to cable specifications.

Buffer Tube Fan-Out Kits

An Evolant®
Solutions Product

notes |

Corning Cable Systems LLC • PO Box 489 • Hickory, NC 28603-0489 USA
800-743-2675 • FAX: 828-901-5973 • International: +1-828-901-5000 • www.corning.com/cablesystems

Corning Cable Systems reserves the right to improve, enhance and modify the features and specifications of Corning Cable Systems products without prior notification. Evolant and UniCam are registered trademarks of Corning Cable Systems Brands, Inc. All other trademarks are the properties of their respective owners. Corning Cable Systems is ISO 9001 certified.
© 2005, 2009 Corning Cable Systems. All rights reserved. Published in the USA. EVO-163-EN / October 2009