

## NetDirector™ Cat5 IP KVM Switches



NetDirector Cat5 IP KVM Switch (B064-032-02-IP Shown)



USB Server Interface Module (B054-001-USB)



PS/2 Server Interface Module (B054-001-PS2)

- ▶ Built-in IP Access
- ▶ Up to Five Users
- ▶ Multi-Level Security
- ▶ Advanced OSD
- ▶ Multi-Platform Compatibility
- ▶ 16 or 32 Ports in 1U
- ▶ Log Server Saves KVM Activity in Database

### Access Servers From Anywhere

NetDirector Cat5 IP KVM Switches allow you to control multiple servers from a single console (keyboard, mouse and display), whether you're in the next room or halfway around the world. KVM-over-IP technology allows secure access over your LAN or the Internet through a standard Web browser or multi-platform client software. Up to five independent users (one local and four remote) can access the KVM simultaneously.

### Connect Multiple Platforms


The included console cable kit supports PS/2 and USB keyboards and mice in any combination, and server interface modules support either PS/2 or USB. Any combination of server platforms can be connected to the same KVM, including UNIX®, Linux®, Microsoft® Windows®, Novell® Netware®, Apple® Mac OS®, DOS®, Sun™ Solaris™ and more.

### Expand Whenever Required

The compact rackmount form factor packs 16 or 32 ports in just 1U. Each KVM can access up to 128 or 256 servers by cascading additional B007-008 KVM switches whenever additional capacity is required.

### Manage Enterprise Data Centers

NetDirector Cat5 IP KVM Switches are perfect for controlling your critical systems. No server-resident software is required, ensuring maximum server performance and reliability. BIOS-level remote access allows you to solve problems quickly from any distance. Multi-level password protection, remote authentication and advanced encryption block unauthorized access. An advanced graphical on-screen display (OSD) eases management of large installations. Efficient Cat5/5e/6 cabling reduces clutter, improves airflow in rack enclosures, leverages existing infrastructure and allows servers to be placed up to 130 feet (40 m) from the KVM.



Port 07: [Enterprise Linux Server], 1280x1204, Full Access

An advanced on-screen display (OSD), panel array mode (shown) and auto-scanning facilitate management of large multi-platform server installations.

# Feature Focus

## A Power LED

This blue LED illuminates when the KVM is powered on.

## B Server Port LEDs

These tricolor LEDs indicate (1) whether the server port is selected as the focus of the KVM and (2) whether a server is connected to the port and powered on:

LED Color	Port Status	Server Status
Off	Not Selected	Disconnected or Off
Red	Selected	Disconnected or Off
Green	Not Selected	Connected and On
Orange	Selected	Connected and On

## C Link LEDs

These tricolor LEDs indicate the nominal speed (selected via auto-negotiation) of the primary and secondary 10/100/1000 Ethernet LAN connections:

LED Color	Nominal LAN Connection Speed
Red	Up to 10 Mbps
Orange	Up to 100 Mbps
Green	Up to 1000 Mbps

## D USB Ports

These ports allow additional USB devices to be connected to the KVM.

## E Reset Switch


This recessed switch has several functions. It can reset the KVM, restore it to factory-default settings or restore it to factory-installed firmware.

## F Port Selection Buttons


These buttons select the current focus of the KVM.

## G 1U Rackmount Case

This compact and durable 1U metal case includes hardware for rackmount installation. It also supports desktop and stacking applications.



B064-032-02-IP (B064-032-04-IP is similar. B064-016-04-IP has 16 ports and LEDs.)



B054-001-USB Server Interface Module (SIM)



B054-001-PS2 Server Interface Module (SIM)

## H AC Power Inlet

This C14 inlet connects to the included power cord (5-15P plug) or a user-supplied power cord with an alternate plug. The KVM supports 100-240V AC input.

## I Power Switch

This rocker switch turns the KVM on or off.

## J LAN Ports

These ports provide the primary and secondary LAN connections for redundant or dual-IP operation.

## K Grounding Terminal

This terminal and the included ground wire connect the KVM to the nearest available grounding point.

## L Dial-up Modem Port

This port provides optional dial-up remote access (user-supplied modem required).

## M Local Console Port

This port connects to the included console cable kit. The cable kit supports USB and PS/2 keyboards and mice in any combination. The cable kit also includes a VGA (HD15) video connector that supports resolutions up to 1600 x 1200.

## N Server Ports

Each port can be connected to a server interface module (SIM) up to 130 feet (40 m) away via Cat5/5e/6 cable. One SIM is required for each server connected to the KVM. The server ports also support cascading additional B007-008 KVMs to connect up to 128 or 256 servers per B064-series KVM, depending on model.

## O SIM Power and Link LEDs

The amber power LED illuminates when the SIM is on. The green link LED illuminates when the SIM is connected to the KVM.

## P SIM KVM Connection Port

This RJ45 port connects to Cat5/5e/6 cable to transfer keyboard, video and mouse signals between the SIM and the KVM. The SIM can be placed up to 130 feet (40 m) away from the KVM.

## Q SIM Video Connector

This VGA (HD15) connector connects to the server's video output.

## R SIM USB Connector

This connector plugs into a USB port on the server.

## S SIM PS/2 Connectors

These connectors plug into PS/2 keyboard and mouse ports on the server.

## Specifications

Model	Server Ports	Maximum Servers <sup>(A)</sup>	Simultaneous Users	Keyboard/Mouse Interface <sup>(B)</sup>	IP Access	On-Screen Display	Form Factor
<b>NetDirector Cat5 IP KVM Switches</b>							
B064-016-04-IP	16	128	5 (4 remote)	USB & PS/2	Built-In	Yes	1U Rackmount
B064-032-02-IP	32	256	3 (2 remote)	USB & PS/2	Built-In	Yes	1U Rackmount
B064-032-04-IP	32	256	5 (4 remote)	USB & PS/2	Built-In	Yes	1U Rackmount

### Accessories

B054-001-PS2	PS/2 server interface module (SIM) with VGA (HD15) video connector.
B054-001-USB	USB server interface module (SIM) with VGA (HD15) video connector.
B007-008	1U rackmount KVM switch. A single B064-series server port can connect up to 8 servers by cascading a B007-008 KVM switch. <sup>(C)</sup>
B021-000-17	1U rackmount console with keyboard, touch pad and 17 in. LCD monitor.
B021-000-19	1U rackmount console with keyboard, touch pad and 19 in. LCD monitor.
B021-000-19-SH	1U shallow-depth rackmount console with keyboard, touch pad and 19 in. LCD monitor.
P120-000	VGA (HD15) female to DVI-A male adapter. Use this adapter to connect a B054-series server interface module to a DVI video card.
P126-000	VGA (HD15) male to DVI-I female adapter. Use this adapter to connect a B064-series KVM's console cable kit to a DVI monitor.

<sup>(A)</sup> Requires cascading additional B007-008 KVM switches, sold separately. <sup>(B)</sup> The included console cable kit supports both USB and PS/2 keyboards and mice. Server interface compatibility depends on the server interface module (SIM), sold separately. One SIM is required for each server connected to the KVM. <sup>(C)</sup> Cascading requires a B054-001-PS2 server interface module for each B007-008 KVM connected and a P753-series cable kit for each server connected. Each USB server also requires a B015-000 adapter.

Distributed By:



1111 W. 35th Street • Chicago, IL 60609 USA  
(773) 869-1234 • www.triplite.com